



Web Server

F453

Description

Web server for the supervision and control of the following functions of the MY HOME system, using Internet / LAN web pages and the MY HOME WEB portal:

- Lights and rolling shutters automation;
- Burglar alarm;
- Energy management;
- Temperature control.
- It can be used as SCS/LAN Gateway device for:
 - Managing also the new F503 sound system power amplifier, using the MHVisual program or Web pages through the PC, or MY HOME devices connected to a LAN network;
 - Displaying, using MY HOME Touch Screen devices or web pages, the energy consumption data detected by the MY HOME system - Energy Management;
- Forwarding of encrypted mails;
- Forwarding of mails following technical alarms notified by the Stop&Go devices.

When used with the BTicino Virtual Switch® software, it enables performing activations (lights and rolling shutters, etc.).

Related items

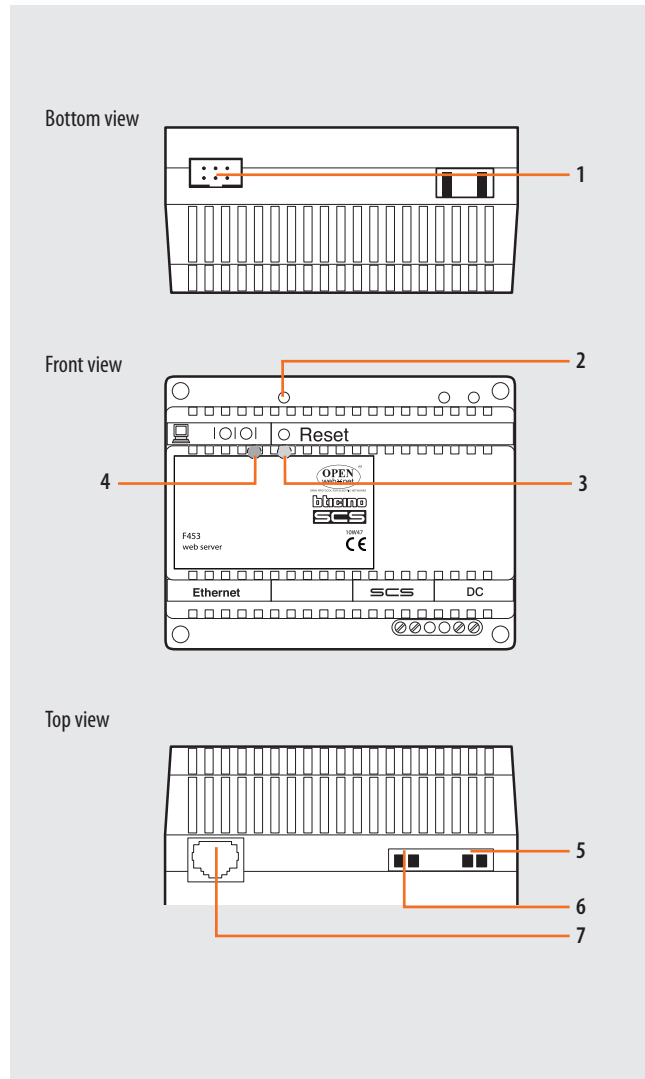
Power supply 27 Vdc 346020

Technical data

Power supply:	27 Vdc with power supply 346020
Absorption from SCS BUS:	8 mA
Absorption on 12 Vdc clamps:	- 60 mA (when idle) - 110 mA (with remote forwarding and reception of controls)
Max. dissipated power:	1.5 W

Dimensional data

6 DIN modules

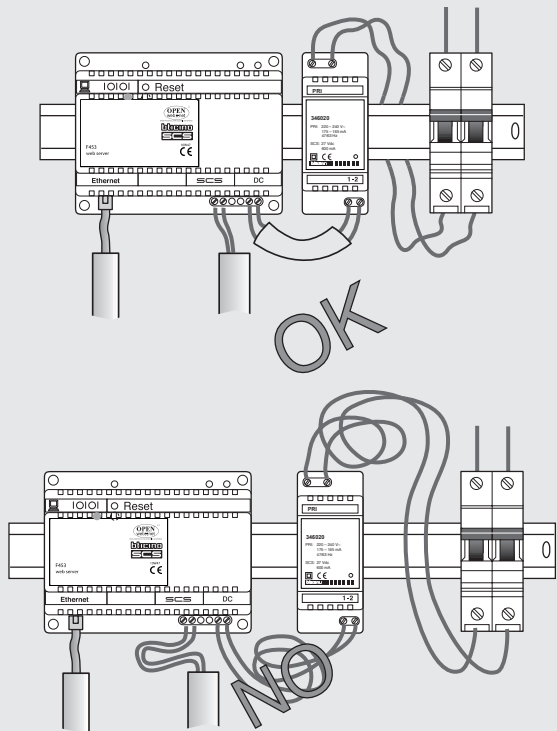


Legend

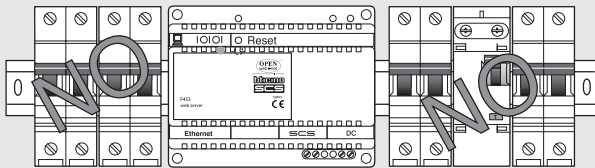
1. Connection to PC serial port for configuration with 335919/3359
2. Reset key
3. Green LED:
OFF = Ethernet network connection problems
ON = Ethernet connection active.
4. Red LED:
Fixed = normal operation
Flashing = switching on/maintenance
5. Power supply connector (Power supply 346020)
6. Connector for MY HOME BUS
7. Ethernet port RJ45 connector for connection to the LAN network

Assembly, installation

Install the wiring in an ordered way.



Do not place devices that may generate electromagnetic interferences near the web server.



Configuration

Note: connect the E46ADCN power supply of the automation system and the 346020 power supply of the web server to a standard double-pole switch.

